


























Library & Technology PARP Project: **Charlotte's Web BINGO**

How to Play:

1. Put your **FIRST AND LAST NAME** on this BINGO card. Do not lose it! You will need it for Library AND Technology.
2. Visit at least 4 **different stations**. Get your BINGO card initialed by Mrs. Nerkezian or Ms. Zatarga.


<p>Using STEAM Materials, Create a Pig Pen</p> 	<p>Sing Itsy Bitsy Spider & Learn the Movements</p> <p>Itsy Bitsy Spider The itsy bitsy spider went up the water spout, Down came the rain and washed the spider out, Out came the sun and dried up all the rain, And the itsy bitsy spider went up the spout again.</p> 	<p>Thank You Notes to Maybell the Pig</p> 	<p>Charlotte's Web Word Search</p> 
<p>How to Draw a Pig or Spider</p> 	<p>Complete the 100s Chart Puzzle</p> 	<p>Make a Book Corner of Wilbur</p> 	<p>Teachers' Choice</p> 
<p>Build a Lego Pig or Spider</p> 	<p>Learn about Pigs or Spiders</p> 	<p>Pic Collage/ Chatterpix</p> 	<p>Flipgrid</p> 
<p>Listen to the book: <u>Diary of a Spider</u></p> 	<p>Choose a book to read with a 'PARP'ner</p> 	<p>Create Your Own Activity (Get permission first!)</p> 	<p>Make a Bead Bracelet</p> 

Station	Description
<p data-bbox="142 168 422 201">Create a Pig Pen</p> 	<p data-bbox="541 175 1730 272">Using STEAM Bin materials, create a pig pen that you would use to keep Wilbur happy and safe.</p> 
<p data-bbox="81 417 478 449">Sing the Itsy Bitsy Spider</p> 	<p data-bbox="541 423 1755 513">Learn the hand motions of Itsy Bitsy Spider with the Lulus. Or try this version.</p> <p data-bbox="541 558 1780 599">You can learn an expanded version of the song Itsy Bitsy Spider here.</p> <div data-bbox="1864 435 1969 613"> <p>Itsy Bitsy Spider</p> <p>The itsy bitsy spider went up the water spout, Down came the rain and washed the spider out, Out came the sun and dried up all the rain, And the itsy bitsy spider went up the spout again.</p>  </div>
<p data-bbox="58 695 506 768">Thank You Note to Maybell for Valentine's Day</p> 	<p data-bbox="541 699 1745 837">Valentine's Day is coming! Write a thank you note to Maybell the pig for visiting our school to kick off PARP. Draw a picture and share what you liked most about her visit.</p> 
<p data-bbox="102 954 457 1027">Charlotte's Web Word Search</p> 	<p data-bbox="541 959 1745 1114">Click on the link to complete the word search online. When you have found all 9 words, try another word search or click here to try a Charlotte's Web crossword puzzle.</p> 
<p data-bbox="86 1219 478 1292">How to Draw a Pig or a Spider</p> 	<p data-bbox="541 1219 1990 1325">Learn to draw a pig by following the directions on the paper or by following these easy directions.</p> <p data-bbox="541 1365 1913 1463">Learn to draw a spider by following the direction on the paper or by following these directions.</p>

Complete the 100s Chart Puzzle




Color the number the listed color to see if you can reveal the picture hiding within the 100s chart.



Make a Book Corner



Make a book corner pig. Watch the [“How-To” video here.](#)



Build a Lego Pig or Spider



Create your version of a pig or a spider using the available Lego materials. Be creative during your journey.



Learn about Pigs or Spiders



Read up on Pigs and Spiders using [PebbleGo](#)

- Site username: wos
- Site password: school

Complete the 3 2 1 organizer showing what you learned about the two animals.

Pic Collage / Chatterpix



Using an iPad, take a photo of yourself using Pic Collage. Use the doodle tool to turn yourself into a pig by adding ears and a snout. You may use 1 prop from the photo booth materials. Add a background and your name. Save your work to the library.



See instructions to “app smash” with Chatterpix.

Flipgrid




Celebrate reading 'Charlotte's Web'! Log into #SOCESReadtoThem to share your favorite part of the story. Read a quote from the book and/or tell the community of readers why it was your favorite part. <https://flipgrid.com/wosparp2020>



Listen to the book: Diary of a Spider





Listen to the book: [Diary of a Spider](#) on YouTube! You may choose to write a book recommendation or review for someone else to consider when they pick up this book.



Read any of the books about Pigs or Spiders with a 'PARP'ner



Read any of the books about Pigs or Spiders bins. There are lots to choose from! You can read with a 'PARP'ner! You may choose to write a book recommendation or review for someone else when they pick up this book!



Free Choice

Come up with your own activity that relates to Charlotte's Web. You MUST share your idea with a teacher first!



Make a Bracelet



Using a pipe cleaner and pony beads, create a bracelet that includes one positive adjective that describes that person.

